


CABIN AIR FILTER

IDENTIFICATION / INSTALLATION

FORD

AFC1111

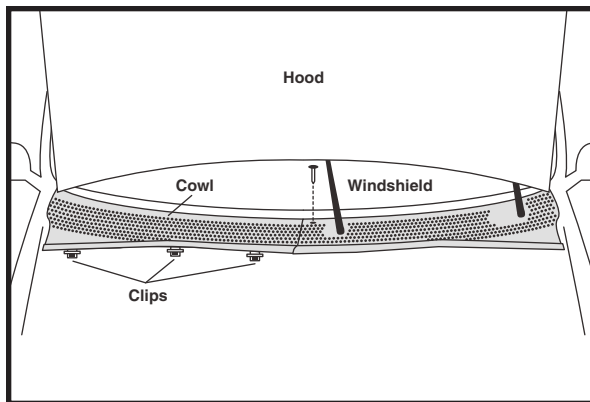
Ford Escort ZX2, Focus, Transit Connect



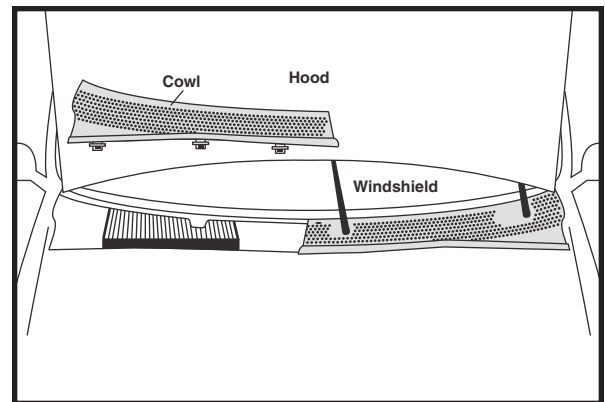
OE: XS4H-16N619-AB, XS4Z-19N619-AA,
YS4Z-19N619-DB

Fits: 2002-03 Ford Escort ZX2
2000-on Ford Focus
2010-on Ford Transit Connect

Size: 13 3/4 x 8 21/32 x 1 3/16
(349.3 x 219.9 x 30.2)



1. Place windshield wipers in upright position.
2. Open hood.
3. Undo clips on passenger side of cowl by pushing in on front of clips.
4. Remove cap on fastener in center of cowl. Unscrew halfway and pull out.



5. Remove passenger side of cowl by sliding out from under driver side of cowl.
6. Replace filter and reassemble.

Notice: The information provided is based on the latest authoritative information available at press time. However, due to manufacturers' changes, and year and model variations, Hastings Premium Filters cannot be responsible for misapplications and instruction errors.



4400 East Highway 30 ■ P.O. Box 6006
Kearney, NE 68848-6006
PH: 800-887-8836 ■ FAX: 800-210-6906
Internet: www.hastingsfilter.com