

# CABIN AIR FILTER

## IDENTIFICATION / INSTALLATION

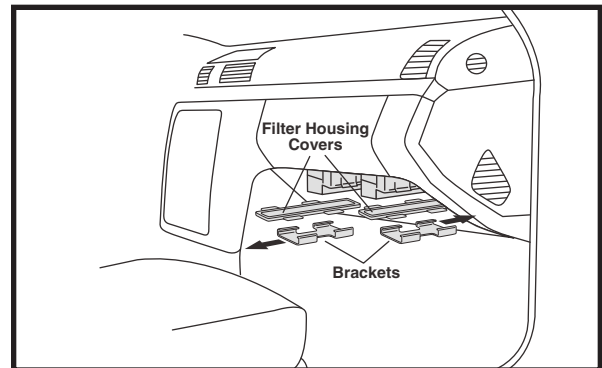
### IMPORTS

### AFC1150

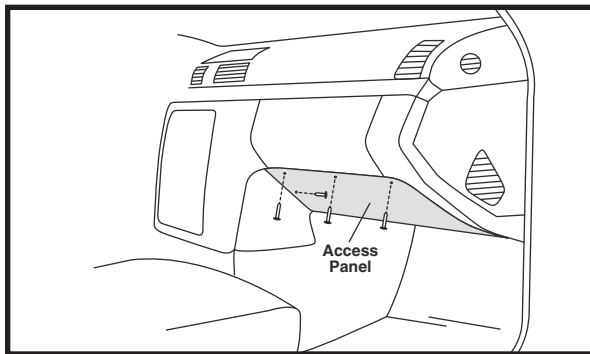
**Maybach 57, 57 S, 62, 62 S, Landaulet;  
Mercedes-Benz CL55 AMG, CL65 AMG, CL500, CL600, E55 AMG, E300D,  
E320, E420, E430, S55 AMG, S65 AMG, S350, S430, S500, S600, SL500**



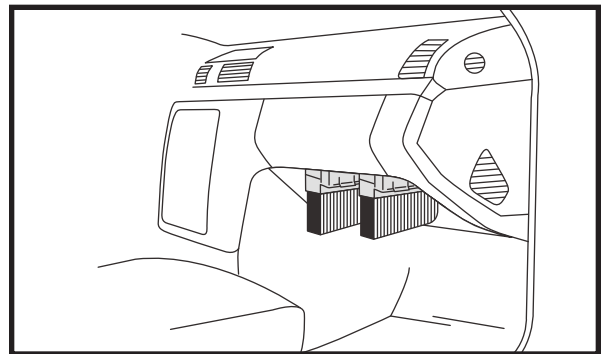
- OE:** 2108300218
- Fits:** 2003-on Maybach 57  
2006-on Maybach 57 S, 62 S  
2003-on Maybach 62  
2009-on Maybach Landaulet  
2001-06 Mercedes-Benz CL55 AMG, S55 AMG  
2005-06 Mercedes-Benz CL65 AMG  
1999, 2001-06 Mercedes-Benz CL500  
1998-99, 2001-06 Mercedes-Benz CL600  
1999-2002 Mercedes-Benz E55 AMG  
1997-99 Mercedes-Benz E300D  
1994-2003 Mercedes-Benz E320  
1995, 1997 Mercedes-Benz E420  
1998-2002 Mercedes-Benz E430  
2006-07 Mercedes-Benz S65 AMG  
2006 Mercedes-Benz S350, SL500  
2000-06 Mercedes-Benz S430, S500  
2001-08 Mercedes-Benz S600
- Size:** 9 7/32 x 8 7/16 x 1 23/32  
(234.2 x 214.3 x 43.6)  
8 13/16 x 7 15/16 x 1 23/32  
(223.8 x 201.6 x 43.6)
- A. Gskt.:** [2] Attached to Each Filter
- Note:** Contains Charcoal Impregnated Media for Odor Control  
2 Required per Vehicle (Sold as Set of 2)



4. Locate sliding brackets on filter housing covers.
5. Slide bracket on left toward seat to remove both housing cover and bracket.
6. Slide bracket on right toward front of vehicle to remove both housing cover and bracket.



1. Open passenger side door.
2. Remove screws on access panel located under glove compartment.
3. Remove access panel.



7. Replace filters and reassemble.

**Notice:** The information provided is based on the latest authoritative information available at press time. However, due to manufacturers' changes, and year and model variations, Hastings Premium Filters cannot be responsible for misapplications and instruction errors.



4400 East Highway 30 ■ P.O. Box 6006  
Kearney, NE 68848-6006  
PH: 800-887-8836 ■ FAX: 800-210-6906  
Internet: [www.hastingsfilter.com](http://www.hastingsfilter.com)