

# CABIN AIR FILTER

## IDENTIFICATION / INSTALLATION

### IMPORTS

### AFC1153

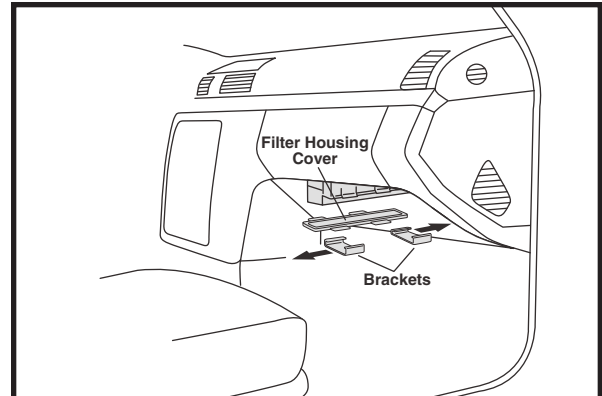
Mercedes-Benz C36, C43, C220, C230, C280, CLK55, CLK320, CLK320 Cabriolet, CLK430, CLK430 Cabriolet, SLK32 AMG, SLK230, SLK320; Chrysler Crossfire



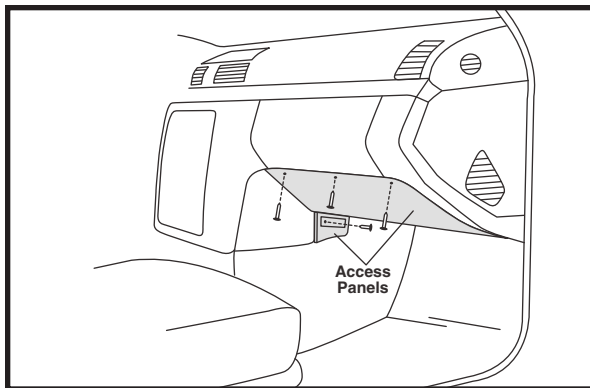
- OE:** 2028300018, 2108300818
- Fits:** 2004-08 Chrysler Crossfire  
1995-97 Mercedes-Benz C36  
1998-2000 Mercedes-Benz C43  
1994-96 Mercedes-Benz C220  
1997-2000 Mercedes-Benz C230  
1994-2000 Mercedes-Benz C280  
2001-02 Mercedes-Benz CLK55  
1998-2002 Mercedes-Benz CLK320  
2003 Mercedes-Benz CLK320 Cabriolet  
1999-2002 Mercedes-Benz CLK430  
2002-03 Mercedes-Benz CLK430 Cabriolet  
2002-04 Mercedes-Benz SLK32 AMG  
1998-2004 Mercedes-Benz SLK230  
2001-04 Mercedes-Benz SLK320

**Size:** 10 1/2 x (6 1/4 to 8 3/8) x 2 1/16  
(266.7 x (158.8 to 212.7) x 52.4)

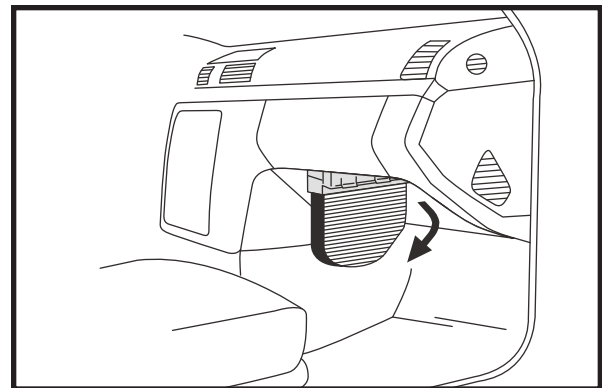
**A. Gskt.:** [1] Attached



4. Locate sliding bracket on filter housing cover.
5. Slide one bracket toward seat and one bracket toward front of vehicle to remove both housing cover and brackets.



1. Open passenger side door.
2. Remove screws on access panels located under glove compartment.
3. Remove access panels.



6. Rotate lower, back of filter, then pull down to remove.
7. Replace filter and reassemble.

**Notice:** The information provided is based on the latest authoritative information available at press time. However, due to manufacturers' changes, and year and model variations, Hastings Premium Filters cannot be responsible for misapplications and instruction errors.



4400 East Highway 30 ■ P.O. Box 6006  
Kearney, NE 68848-6006  
PH: 800-887-8836 ■ FAX: 800-210-6906  
Internet: [www.hastingsfilter.com](http://www.hastingsfilter.com)