


CABIN AIR FILTER

IDENTIFICATION / INSTALLATION

IMPORTS

AFC1167

**Audi TT, TT Quattro, TT Roadster;
SEAT Toledo;
Volkswagen Beetle, Beetle Turbo S, Cabrio,
Golf, GTI, Jetta, Passat, R32**

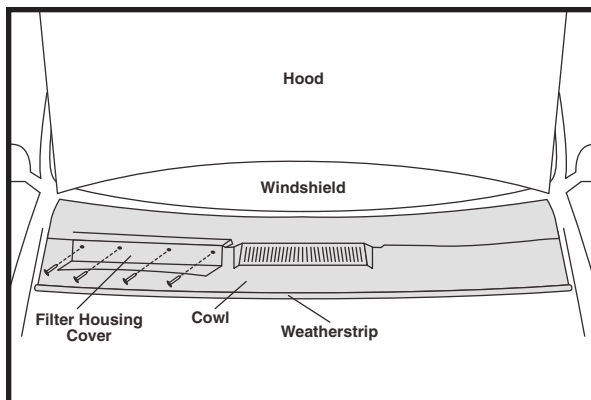


OE: 1J0819644, 1J0819644A

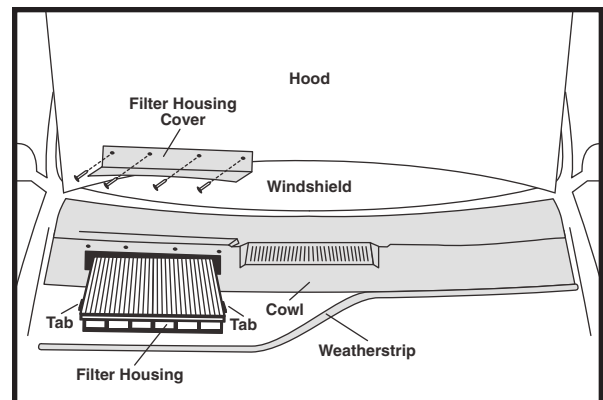
Fits: 2000-06 Audi TT
2000-02, 2006 Audi TT Quattro
2005 Audi TT Roadster
2000-05 SEAT Toledo
1998-on Volkswagen Beetle
2003-05 Volkswagen Beetle Turbo S
1995-2007 Volkswagen Cabrio
1993-2006 Volkswagen Golf
1999-2006 Volkswagen GTI
1993-2005 Volkswagen Jetta
1995, 2002-05 Volkswagen Passat
2004-05 Volkswagen R32

Size: 11 3/32 x 8 3/16 x 1 3/16
(281.8 x 208.0 x 30.2)

Note: Contains Charcoal Impregnated Media for Odor Control



1. Open hood.
2. Pull back weatherstrip from passenger side of cowl.
3. Remove screws on filter housing cover.



4. Remove filter housing cover.
5. Remove filter and filter housing by squeezing tabs on both sides of filter housing.
6. Remove filter from filter housing.
7. Replace filter and reassemble.

Notice: The information provided is based on the latest authoritative information available at press time. However, due to manufacturers' changes, and year and model variations, Hastings Premium Filters cannot be responsible for misapplications and instruction errors.



4400 East Highway 30 ■ P.O. Box 6006
Kearney, NE 68848-6006
PH: 800-887-8836 ■ FAX: 800-210-6906
Internet: www.hastingsfilter.com