

CABIN AIR FILTER

IDENTIFICATION / INSTALLATION

IMPORTS

AF1235 / AFC1235

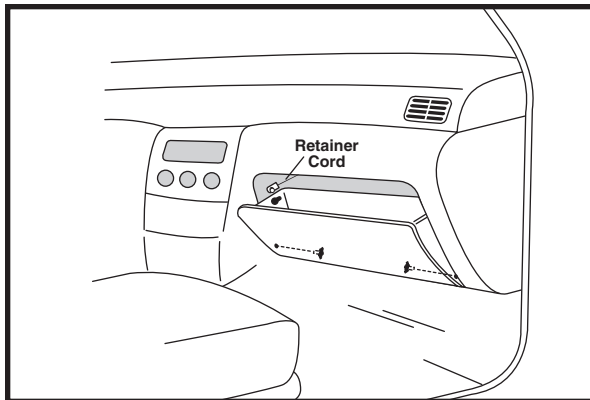
Infiniti FX35, FX45, G35, QX56;
Nissan Altima, Maxima, Murano,
Sentra, X-Trail



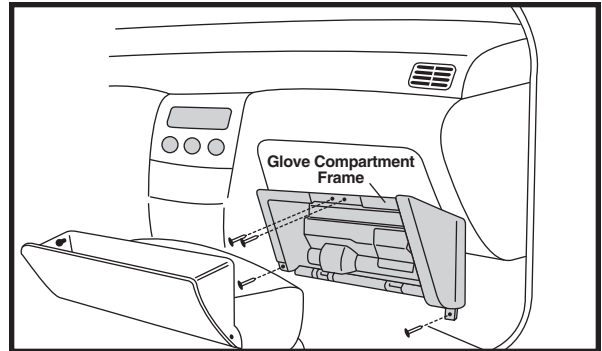
OE: B7200-5M000

Fits: 2003-09 Infiniti FX35
2003-08 Infiniti FX45, G35
2004 Infiniti QX56
2002-06 Nissan Altima
2004-on Nissan Maxima
2003-07 Nissan Murano
2000-06 Nissan Sentra
2005-08 Nissan X-Trail

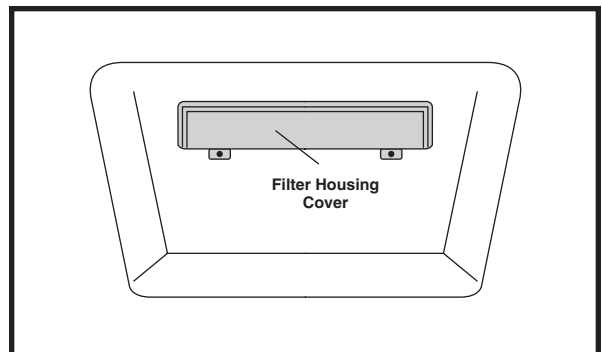
Size: 8 11/16 x 7 27/32 x 1 3/16
(220.7 x 199.2 x 30.2)



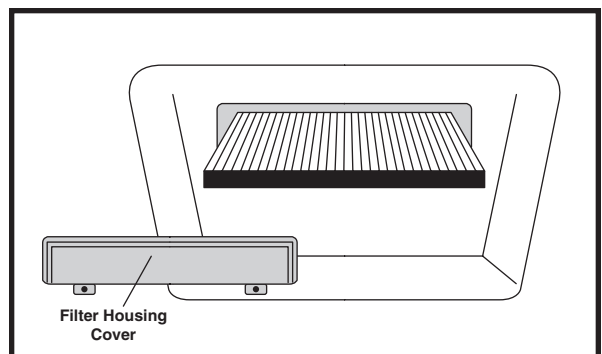
1. Open passenger side door.
2. Open glove compartment.
3. Remove hinge pins.
4. Unsnap retainer cord from glove compartment.



5. Remove glove compartment.
6. Remove screws from glove compartment frame (on Nissan Sentra only).
7. Remove glove compartment frame.



8. Remove filter housing cover.



9. Replace filter and reassemble.

Notice: The information provided is based on the latest authoritative information available at press time. However, due to manufacturers' changes, and year and model variations, Hastings Premium Filters cannot be responsible for misapplications and instruction errors.



4400 East Highway 30 ■ P.O. Box 6006
Kearney, NE 68848-6006
PH: 800-887-8836 ■ FAX: 800-210-6906
Internet: www.hastingsfilter.com