


CABIN AIR FILTER

IDENTIFICATION / INSTALLATION

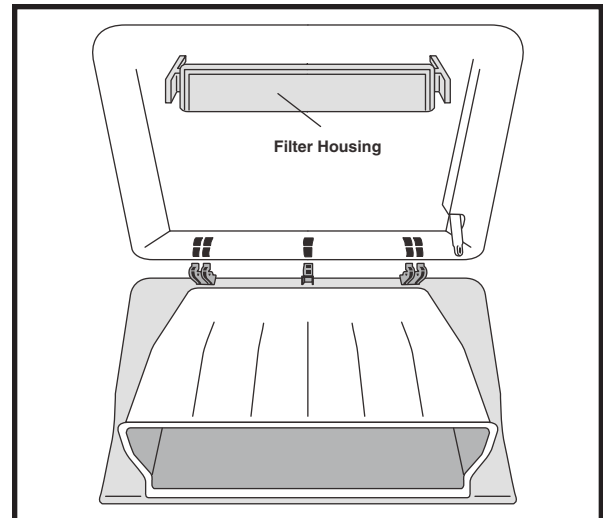
IMPORTS

AFC1236

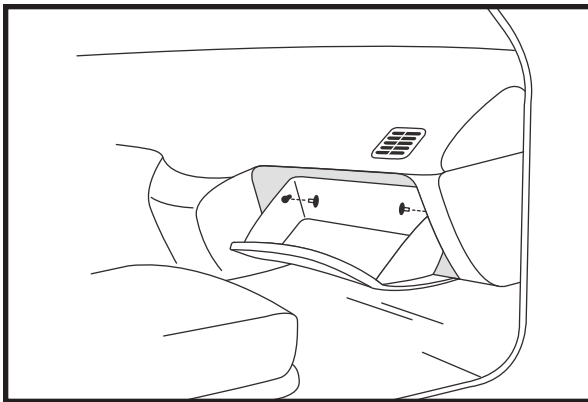
Honda CR-V, Insight Hybrid



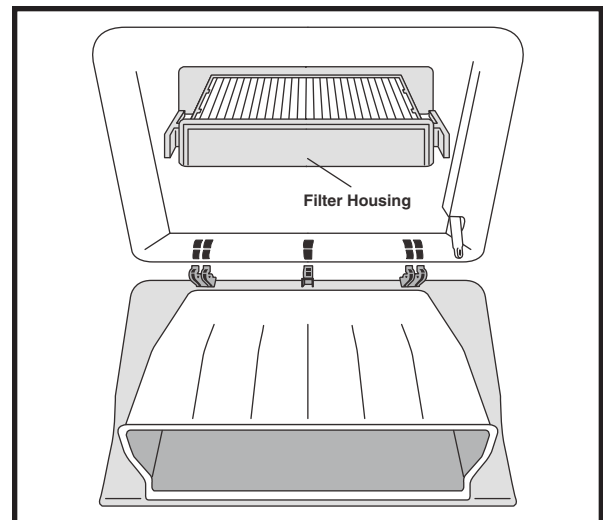
OE: 80291-ST3-505
Fits: 1997-2001 Honda CR-V
2000-06 Honda Insight Hybrid
Size: 8 29/32 x 7 27/32 x 1 1/8
(226.2 x 199.2 x 28.6)



4. Remove glove compartment.
5. Remove filter housing.



1. Open passenger side door.
2. Open glove compartment.
3. Remove screws.



6. Remove filter from filter housing.
7. Replace filter and reassemble.

Notice: The information provided is based on the latest authoritative information available at press time. However, due to manufacturers' changes, and year and model variations, Hastings Premium Filters cannot be responsible for misapplications and instruction errors.



4400 East Highway 30 ■ P.O. Box 6006
Kearney, NE 68848-6006
PH: 800-887-8836 ■ FAX: 800-210-6906
Internet: www.hastingsfilter.com