

# CABIN AIR FILTER

## IDENTIFICATION / INSTALLATION

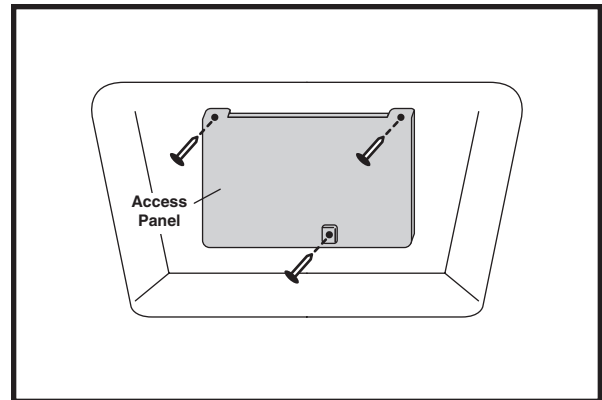
# IMPORTS

# AF1275 / AFC1275

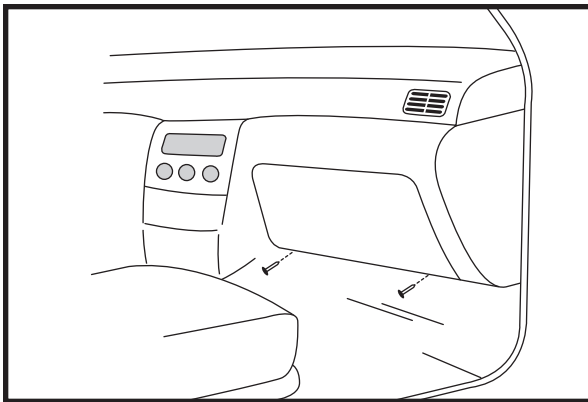
**Lexus LX470;  
Toyota Land Cruiser**



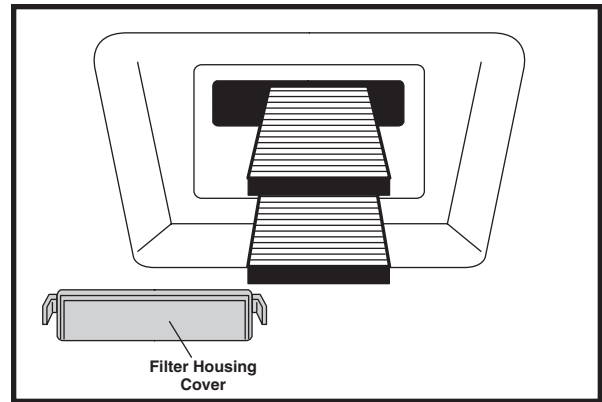
- OE:** 88568-60010  
**Fits:** 1998-2007 Lexus LX470  
2006-07 Toyota Land Cruiser  
**Size:** 11 31/32 x 5 1/8 x 25/32  
(304.0 x 130.2 x 19.8)  
**Note:** 2 Required per Vehicle (Sold as Set of 2)



4. Remove screws on access panel.
5. Remove access panel.



1. Open passenger side door.
2. Remove lower hinge screws.
3. Remove glove compartment. (Disconnect the glove compartment light and air bag connectors.)



6. Squeeze tabs on filter housing cover and remove.
7. Remove filters (one at a time).
8. Replace filters in reverse order and reassemble.

**Notice:** The information provided is based on the latest authoritative information available at press time. However, due to manufacturers' changes, and year and model variations, Hastings Premium Filters cannot be responsible for misapplications and instruction errors.



4400 East Highway 30 ■ P.O. Box 6006  
Kearney, NE 68848-6006  
PH: 800-887-8836 ■ FAX: 800-210-6906  
Internet: [www.hastingsfilter.com](http://www.hastingsfilter.com)