

# CABIN AIR FILTER

## IDENTIFICATION / INSTALLATION

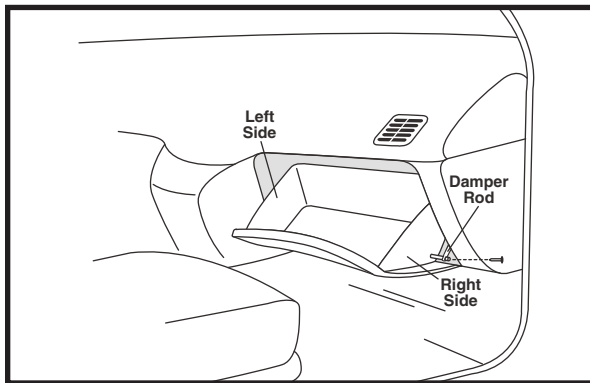
# IMPORTS

# AFC1334

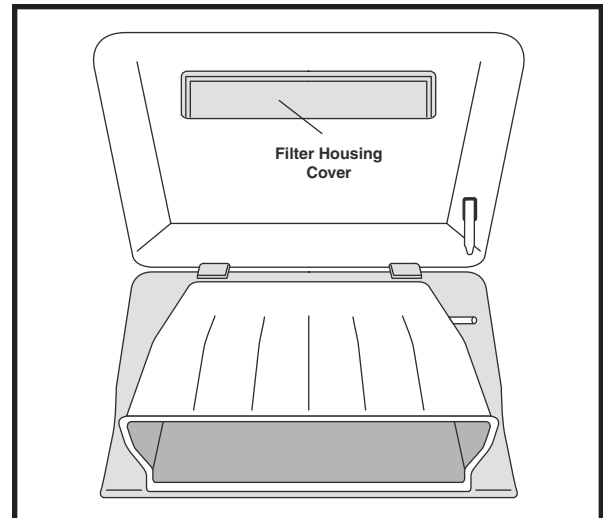
Lexus GS300, GS430, IS250, IS350, IS-F;  
Scion xB, xD;  
Toyota Avalon, Camry, Camry Hybrid,  
Corolla, Highlander, Highlander Hybrid,  
Matrix, Prius, RAV4, Sequoia, Tundra,  
Venza, Yaris



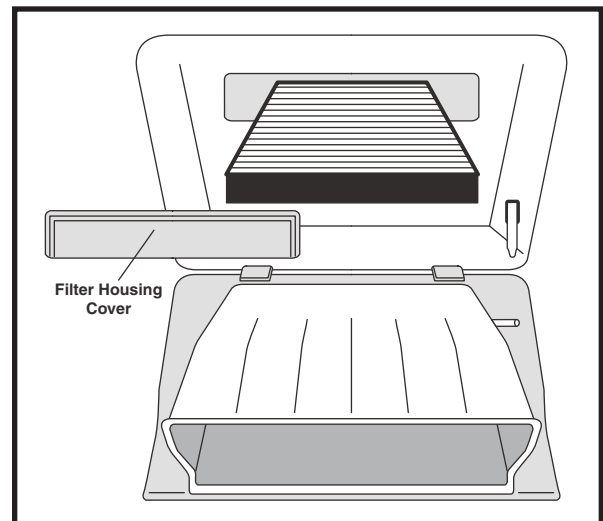
**OE:** 87139-YZZ08  
**Fits:** 2006 Lexus GS300, GS430, IS250, IS350  
2008-09 Lexus IS-F  
2008-on Scion xB, xD, Toyota Highlander, Sequoia  
2005-on Toyota Avalon  
2007-on Toyota Camry, Camry Hybrid  
2009-on Toyota Corolla, Matrix  
2010-on Toyota Highlander Hybrid, Prius  
2006-on Toyota RAV4  
2011 Toyota Tundra  
2009-10 Toyota Venza  
2006-10 Toyota Yaris  
**Size:** 8 9/16 x 7 11/16 x 1 1/8  
(217.5 x 195.3 x 28.8)



1. Open passenger side door.
2. Open glove compartment.
3. Remove screw holding damper rod in place on right side of glove compartment.
4. Detach damper rod from glove compartment.
5. Push in on left and right sides of glove compartment to release glove compartment.



6. Flip down glove compartment.
7. Remove filter housing cover.



8. Replace filter and reassemble.

**Notice:** The information provided is based on the latest authoritative information available at press time. However, due to manufacturers' changes, and year and model variations, Hastings Premium Filters cannot be responsible for misapplications and instruction errors.



4400 East Highway 30 ■ P.O. Box 6006  
Kearney, NE 68848-6006  
PH: 800-887-8836 ■ FAX: 800-210-6906  
Internet: [www.hastingsfilter.com](http://www.hastingsfilter.com)