

CABIN AIR FILTER

IDENTIFICATION / INSTALLATION

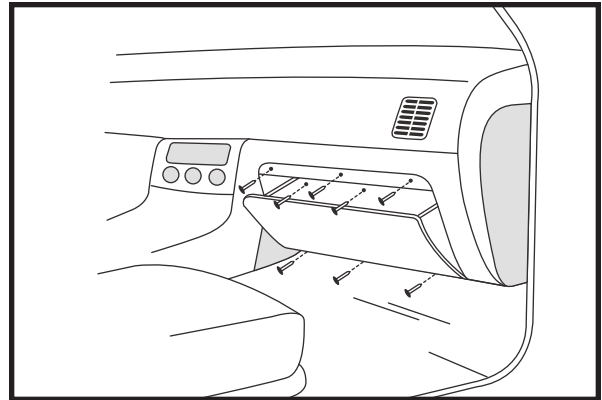
IMPORTS

AFC1356

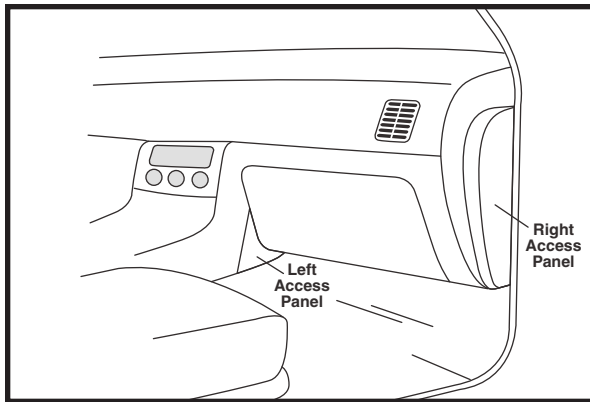
Nissan Altima, Altima Hybrid, Maxima



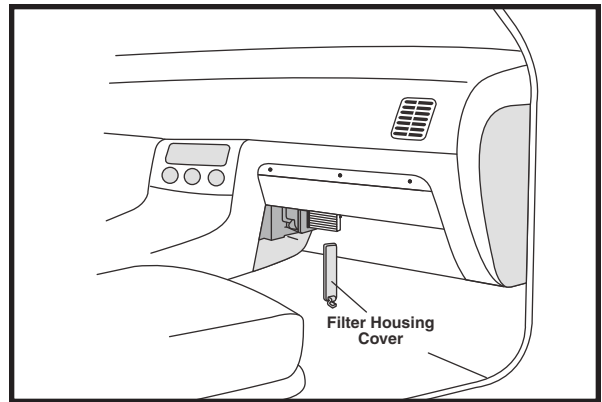
OE: 27277-JA000, 27277-JA00A
Fits: 2007-on Nissan Altima, Altima Hybrid
2011 Nissan Maxima
Size: 11 1/16 x 10 9/16 x 13/16
(281.0 x 268.3 x 17.5)



4. Remove screws on bottom of glove compartment.
5. Open glove compartment.
6. Remove screws on top and inside of glove compartment.



1. Open passenger side door.
2. Unsnap and remove left access panel located under glove compartment.
3. Unsnap and remove right access panel.



7. Remove glove compartment.
8. Remove filter housing cover.
9. Replace filter and reassemble.

Notice: The information provided is based on the latest authoritative information available at press time. However, due to manufacturers' changes, and year and model variations, Hastings Premium Filters cannot be responsible for misapplications and instruction errors.



4400 East Highway 30 ■ P.O. Box 6006
Kearney, NE 68848-6006
PH: 800-887-8836 ■ FAX: 800-210-6906
Internet: www.hastingsfilter.com